

DATA SHEET: External Driver Series

The PATRIOT EXTERNAL TUBE can dramatically reduce energy usage up to 70% providing significantly lower operating costs. The special circuit design avoids the single broken LED influence problem. Utilizes high efficiency class 2 constant current driver. One driver for 1, 2, 3 or 4 LED tubes available.

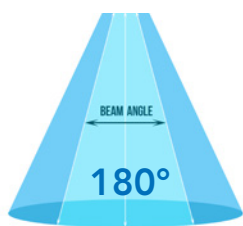
Our EXTERNAL TUBE are backed with our industry-leading 100,000-hour rated lamp life and 10-year warranty. See Ordering Model table below for our BAA compliant products. Contact us for pricing or more information.

PRODUCT BENEFITS

- High efficiency constant current drive system, with heat protection system can work under unstable voltage.
- Energy savings up to 70%.
- SMD 2835 LED chips, Soft and wide light emitting.
- External UL Listed Class-2 Constant Current Driver.
- Efficiency greater than 115 LPW.
- Input Voltage: 100-277 VAC.
- Operation Temperature: -20°C to 50°C.
- Power Factor: More than 0.99.
- CCT: 3000K, 4000K, 5000K.
- Rated Life: 100,000 hours.
- Limited Warranty: 5 years, 10yr Optional.

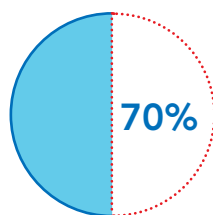


BEAM ANGLE



Patriot LED Light Distribution

CAN DECREASE ENERGY USAGE BY



vs. Similar Fluorescent Lamps

WARRANTY



Our Industry-Leading 10-Year Limited Warranty Guarantees Unsurpassed Quality

APPLICATIONS

- Offices
- Education
- Healthcare
- Government
- Commercial
- Showrooms
- Industrial
- Hotels
- Airports
- Conference Rooms

ORDERING MODEL

PATRIOT TUBE	TUBE TYPE	EXTERNAL DRIVER	LENGTH	WATTAGE	CCT
PT	T8	OL	T2= 2FT	10W	3500K
			T3= 3FT	12W	4000K
			T4= 4FT	15W	5000K
				18W	
				22W	
Product Code: example					
PT-T8OLT2-10W					



DATA SHEET: External Driver Series

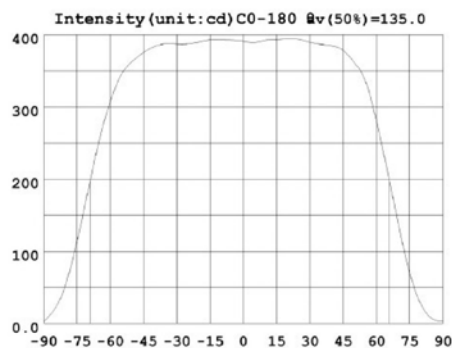
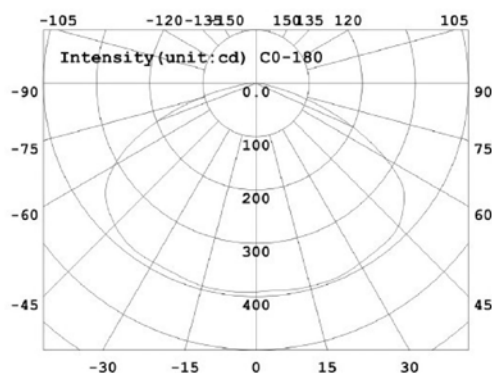
PRODUCT SPECIFICATION

Product No.	BAA/TAA Option*	Length	Input Voltage	Color Temp (K)	Rated Lumens	Rated Efficacy (LPW)	CRI	Beam Angle	Rated Life (Hours)	Operating Temp. (°F)	Power Factor
10W PATRIOT EXTERNAL DRIVER SERIES											
PT-T8OLT2-10W	Yes	2FT	100-277 VAC, 50/60 Hz	3500K / 4000K / 5000K	1400	>115	>80	180°	100,000	-20°C to 50°C	>.99
PT-T8OLT3-10W	Yes	3FT	100-277 VAC, 50/60 Hz	3500K / 4000K / 5000K	1400	>115	>80	180°	100,000	-20°C to 50°C	>.99
12W PATRIOT EXTERNAL DRIVER SERIES											
PT-T8OLT4-12W	Yes	4FT	100-277 VAC, 50/60 Hz	3500K / 4000K / 5000K	1680	>115	>80	180°	100,000	-20°C to 50°C	>.99
15W PATRIOT EXTERNAL DRIVER SERIES											
PT-T8OLT4-15W	Yes	4FT	100-277 VAC, 50/60 Hz	3500K / 4000K / 5000K	2100	>115	>80	180°	100,000	-20°C to 50°C	>.99
18W PATRIOT EXTERNAL DRIVER SERIES											
PT-T8OLT4-18W	Yes	4FT	100-277 VAC, 50/60 Hz	3500K / 4000K / 5000K	2520	>115	>80	180°	100,000	-20°C to 50°C	>.99
22W PATRIOT EXTERNAL DRIVER SERIES											
PT-T8OLT4-22W	Yes	4FT	100-277 VAC, 50/60 Hz	3500K / 4000K / 5000K	3080	>115	>80	180°	100,000	-20°C to 50°C	>.99

PHYSICAL DATA

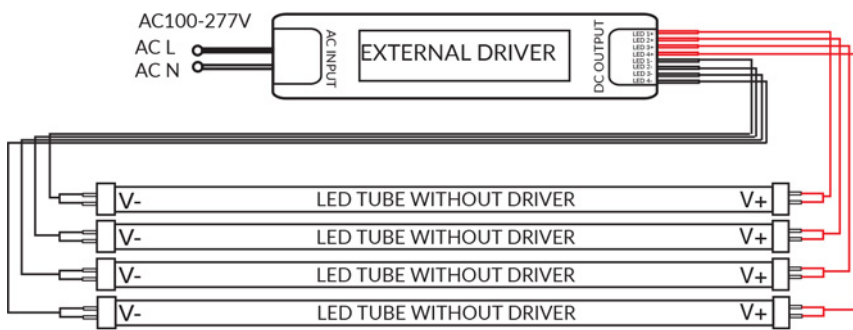
Product No.	Multiple Driving Type	Driver	Wire Input Package	Certification	DIMS & Case Quantity	Weight
PT-T8OLT2-10W	One driver for 1, 2, 3 or 4 tubes	External	Two End	UL,NSF and Lighting Facts	660x230x220 25 pcs/Carton	5.9kg
PT-T8OLT3-10W	One driver for 1, 2, 3 or 4 tubes	External	Two End	UL,NSF and Lighting Facts	960x230x210 25 pcs/Carton	9.5kg
PT-T8OLT4-12W	One driver for 1, 2, 3 or 4 tubes	External	Two End	UL,NSF and Lighting Facts	1250x230x210 25 pcs/Carton	11.3kg
PT-T8OLT4-15W	One driver for 1, 2, 3 or 4 tubes	External	Two End	UL,NSF and Lighting Facts	1250x230x210 25 pcs/Carton	11.3kg
PT-T8OLT4-18W	One driver for 1, 2, 3 or 4 tubes	External	Two End	UL,NSF and Lighting Facts	1250x230x210 25 pcs/Carton	11.3kg
PT-T8OLT4-22W	One driver for 1, 2, 3 or 4 tubes	External	Two End	UL,NSF and Lighting Facts	1250x230x210 25 pcs/Carton	11.3kg

OPTICAL SYSTEM



ELECTRICAL CONNECTION

1. Turn on the power to the light fixture at the panel before installation.
2. Open the diffuser from the light fixture.
3. Remove the fluorescent tubes. Please dispose of these items properly as they contain mercury.
4. Make the new wire connect to the branch circuit as shown on the diagram below.
5. Replace the cover over the wiring channel.
6. Install the LED tubes, close the diffuser.
7. Turn on the power.



* Image shown is one driver for 4 pieces of tubes