

DATA SHEET: LED HIGH BAY(PTMHB04)

Features

- Efficacy higher than 146lm/w, designed to replace 250W, 320W and 400W HID while consumes 135W, 175W and 200W.
- 120 degree lens guarantees light intensity and light uniformity.
- Hook(default included) or Conduit pendant way for different applications.
- Optional motion sensor can be offered for maximizing energy savings.
- Optional emergency function for emergency needs.
- Superior colour rendition index compared to HPS.
- Operating temperature is -40°C to 55°C (-40°F to 131°F).
- Resistant to shock and vibration.
- Rated Life 100,000 hours.
- Warranty 5 year (10 year optional).



Applications:

Suitable for commercial, retail and institutional applications including gymnasiums, factories and warehouses.



ORDERING GUIDE

Example: PTMHB04175W27V50KD

Fixture Type	Wattage	Voltage	CCT	Finish	Sensor (Option)	Backup Battery (Option)	Internal Code
PTMHB04 High Bay	135 135W	27V 120-277V	40K 4000K	D Dark Bronze	M With Sensor	B Emergency Battery	Blank
	175 175W	48V 347-480V	50K 5000K	B Black	Blank Without Sensor	Blank Without Emergency Battery	Alphanumeric
	200 200W			W White			

PERFORMANCE DATA

SYSTEM WATTS	VOLTAGE	4000K(70CRI)		5000K(70CRI)	
		LUMENS	LPW	LUMENS	LPW
135W	120-277VAC/347-480V	19800lm	147lm/W	19800lm	147lm/W
175W	120-277VAC/347-480V	25600lm	146lm/W	25600lm	146lm/W
200W	120-277VAC/347-480V	29700lm	149lm/W	29700lm	149lm/W

ELECTRICAL DATA

Number Of Drivers	Driver Current (mA)	Nominal Power (W)	INPUT VOLTAGE (V)	CURRENT (Amps)
2	3500	135	120	1.17
		135	208	0.67
		135	240	0.58
		135	277	0.51
		135	347	0.40
		135	480	0.29
2	4540	175	120	1.50
		175	208	0.87
		175	240	0.75
		175	277	0.65
		175	347	0.55
2	5200	200	120	1.75
		200	208	1.01
		200	240	0.88
		200	277	0.76
		200	347	0.63
		200	480	0.46

ACCESSORIES



Motion Sensor

Integrated motion sensor available for on/off and dimming control for maximum energy savings.



Emergency Box

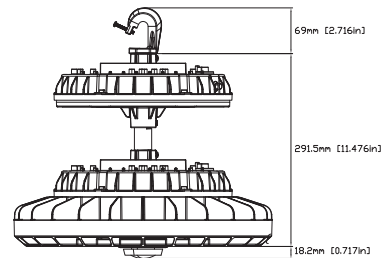
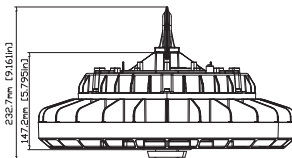
Emergency battery pack would provide the necessary brightness in emergency situations.

Applicable ambient temperature is 10 C (50 F) to 40 C (104 F).


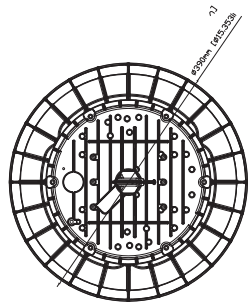
DIMENSION

unit: inch/mm

Weight
135W: 10.39 lb
175W: 10.86 lb
200W: 10.87 lb



Weight
135W: 15.16 lb
175W: 15.73 lb
200W: 15.84 lb



Mounting
Suitable for Hook or 3/4" Conduit pendant.

Emergency Battery
16W 2000lm 90min

Motion Sensor
Optional motion sensor allows for security and energy saving.

Housing
Symmetrical design for consistent installed results. A large number of heat sinks for maximum heat dissipation. Combined with sensor detect added into the system, more energy would be saved and pretty less maintenance than MH technology.

