

DATA SHEET: PATRIOT LED CORN LIGHT SERIES

Designed to replace metal halide and high-pressure sodium lamps, these LED corn bulbs are a great alternative that save energy and lower utility costs. LED corn lights also last longer than traditional HID lamps, so you save money on replacement costs and maintenance.

Our LED Corn Light Series are backed with our industry-leading 100,000-hour rated lamp life and 10-year warranty. See Ordering Model table below for our BAA compliant products. Contact us for pricing or more information.

PRODUCT BENEFITS

- UL, CUL certificate.
- E39, E26, EX26 lamp base.
- Warm / Natural / Cool / Cold white.
- 360 degree lighting, high CRI.
- IP64 Waterproof Rating.
- Big heat sink, double SUNON fans.
- Can be with clear or frosted cover.
- Internal driver, input voltage AC100-277V.
- New style and high efficient wide-range input.
- Long lifespan and good heat dissipation.
- Direct replacement for Metal Halide, Easy Installation.
- Fits many different fixtures to replace traditional lamps.
- Warranty 5 years (10yrs optional).

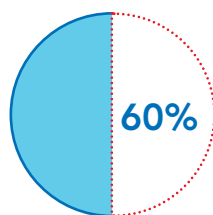


BEAM ANGLE



Patriot LED Light Distribution

CAN DECREASE ENERGY USAGE BY



vs. Similar Fluorescent Lamps

WARRANTY



Our Industry-Leading 10-Year Limited Warranty Guarantees Unsurpassed Quality

APPLICATION

Widely used in:

- Supermarkets.
- Warehouses.
- Garages.
- Homes.
- Offices.
- Hotels.
- Hospitals.
- Schools.
- Streets.
- Gardens.

ORDERING MODEL

PATRIOT TUBE	CCT	CRI	VOLTAGE	WATTAGE	LIGHT TYPE	LIGHT TYPE
PT	4000K, 4500K, 5000K, 5700K	>80	AC100-277V 50/60Hz	30W 40W 60W 80W 100W 120W 150W	Corn Light	100,000 hours
Product Code: example						
PT-SLW-80WB1						



"Y"=D or N: Non-dimmable

DATA SHEET: PATRIOT LED CORN LIGHT SERIES

PRODUCT SPECIFICATION

Product No.	BAA/TAA Option*	Length	Input Voltage	Color Temp (K)	Rated Lumens	Lumen Efficacy	CRI	Beam Angle	Rated Life (Hours)	Operating Temp. (°F)	Power Factor	Dimmable	Lamp Base
30W - PATRIOT LED CORN LIGHT													
PT-SLW-30WB1	Yes	3.7'x3.7'x8.6'	AC100-277V	4000K, 4500K, 5000K, 5700K	3600	120-127 LM/W	>80	360°	100,000	-20°C - 45°C	>.90	Non	E26, EX26
40W - PATRIOT LED CORN LIGHT													
PT-SLW-40WB1	Yes	3.7'x3.7'x10.9'	AC100-277V	4000K, 4500K, 5000K, 5700K	4800	120-127 LM/W	>80	360°	100,000	-20°C - 45°C	>.90	Non	E26, EX26
60W - PATRIOT LED CORN LIGHT													
PT-SLW-60WB1	Yes	3.7'x3.7'x10.9'	AC100-277V	4000K, 4500K, 5000K, 5700K	7200	120-127 LM/W	>80	360°	100,000	-20°C - 45°C	>.90	Non	E26, EX26
80W - PATRIOT LED CORN LIGHT													
PT-SLW-80WB1	Yes	4.9'x4.9'x10.7'	AC100-277V	4000K, 4500K, 5000K, 5700K	9600	120-127 LM/W	>80	360°	100,000	-20°C - 45°C	>.90	Non	E39
100W - PATRIOT LED CORN LIGHT													
PT-SLW-100WB1	Yes	4.9'x4.9'x11.5'	AC100-277V	4000K, 4500K, 5000K, 5700K	12000	125-135 LM/W 105-115 LM/W	>80	360°	100,000	-20°C - 45°C	>.90	Non	E39
120W - PATRIOT LED CORN LIGHT													
PT-SLW-120WB1	Yes	4.9'x4.9'x12.2'	AC100-277V	4000K, 4500K, 5000K, 5700K	14400	125-135 LM/W 105-115 LM/W	>80	360°	100,000	-20°C - 45°C	>.90	Non	E39
150W - PATRIOT LED CORN LIGHT													
PT-SLW-150WB1	Yes	4.9'x4.9'x13.2'	AC100-277V 50/60Hz	4000K, 4500K, 5000K, 5700K	18000	110-116 LM/W	>80	360°	100,000	-20°C - 45°C	>.90	Non	E39

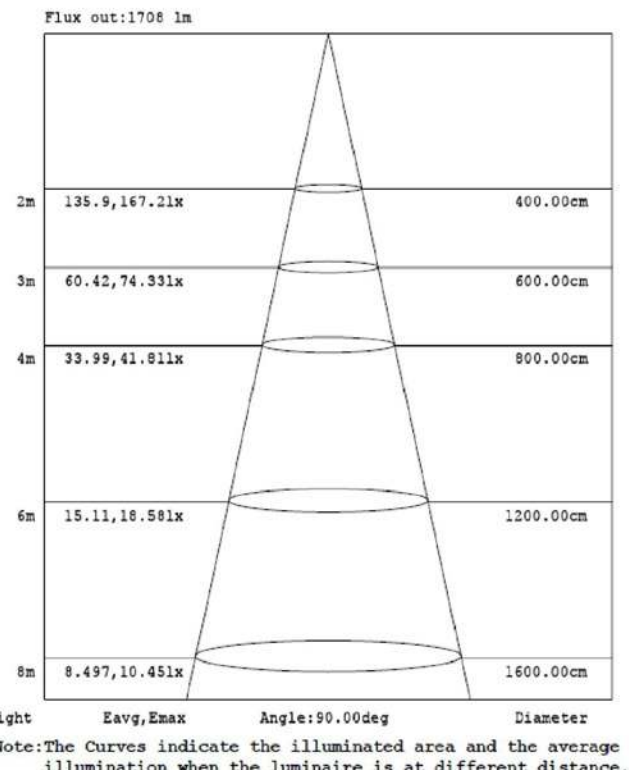
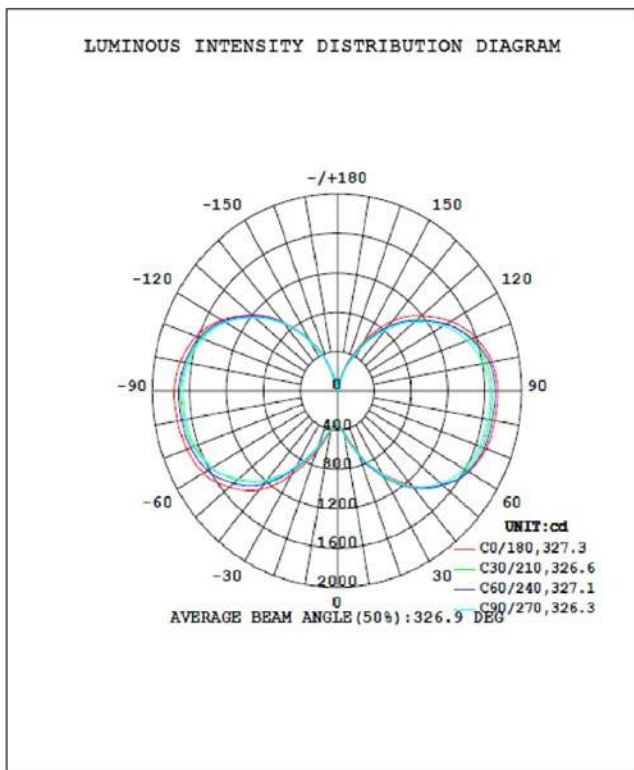
PHYSICAL DATA

Product No.	LED QTY	LED Type	Equivalent	Cover	Housing	Housing Color	Storage Temperature	Operating Humidity	Storage Humidity	Waterproof Rating	Certification
PT-SLW-30WB1	100 PCS	SMD5630	60W CFL, 100W MHL/ HPS/HID	Clear	PC+AL	White+Grey	-30°C - 80°C	20%-70% RH	10%-75% RH	IP64	UL, cUL, Lighting Facts
PT-SLW-40WB1	140 PCS	SMD5630	80W CFL, 150W MHL/ HPS/HID	Clear	PC+AL	White+Grey	-30°C - 80°C	20%-70% RH	10%-75% RH	IP64	UL, cUL, Lighting Facts
PT-SLW-60WB1	200 PCS	SMD5630	120W CFL, 175W MHL/ HPS/HID	Clear	PC+AL	White+Grey	-30°C - 80°C	20%-70% RH	10%-75% RH	IP64	UL, cUL, Lighting Facts
PT-SLW-80WB1	560 PCS	SMD2835	150W CFL, 250W MHL/ HPS/HID	Clear / Frosted	PC+AL	White+Grey	-30°C - 80°C	20%-70% RH	10%-75% RH	IP64	UL, cUL, Lighting Facts
PT-SLW-100WB1	728 PCS	SMD2835	200W CFL, 250W MHL/ HPS/HID	Clear / Frosted	PC+AL	White+Grey	-30°C - 80°C	20%-70% RH	10%-75% RH	IP64	UL, cUL, Lighting Facts
PT-SLW-120WB1	896 PCS	SMD2835	200W CFL, 400W MHL/ HPS/HID	Clear / Frosted	PC+AL	White+Grey	-30°C - 80°C	20%-70% RH	10%-75% RH	IP64	UL, cUL, Lighting Facts
PT-SLW-150WB1	1064 PCS	SMD2835	400W MHL/ HPS/HID	Clear	PC+AL	White+Grey	-30°C - 80°C	20%-70% RH	10%-75% RH	IP64	UL, cUL, Lighting Facts

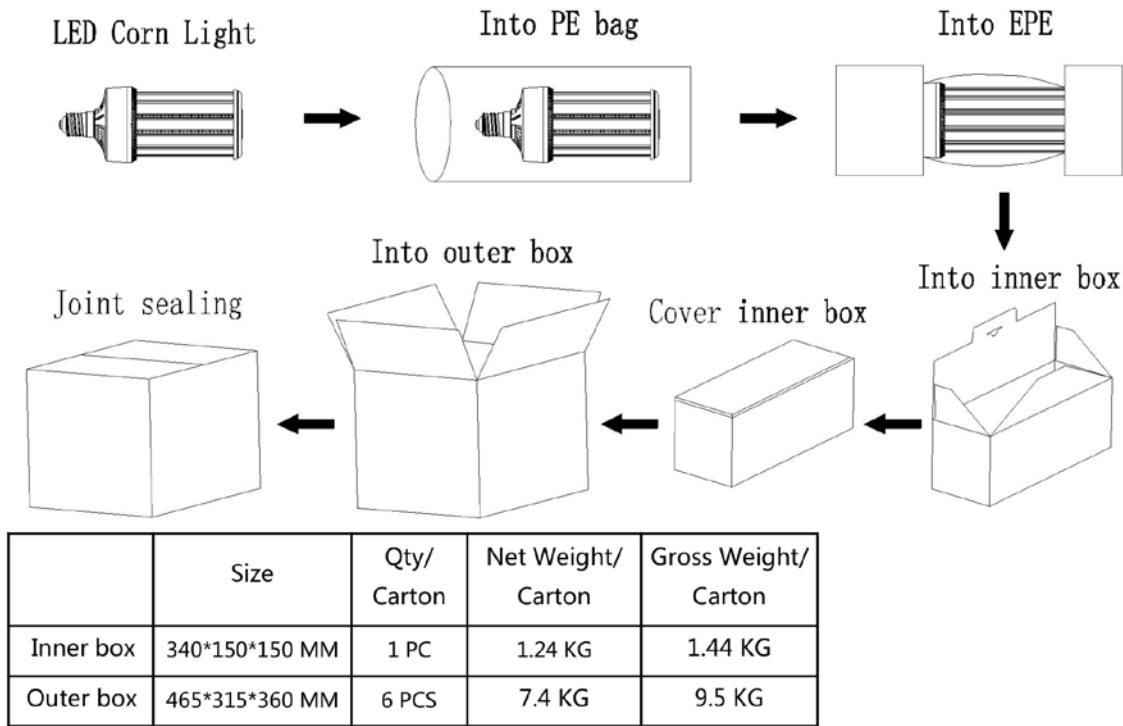
TECHNICAL DATA SHEET

Remark: The testing data comes directly from the product test.

DATA OF LAMP		PHOTOMETRIC DATA Eff: 134.37 lm/W			
MODEL		Imax (cd)	1768	S/MH (C0/180)	3.55
NOMINAL POWER (W)	120	LOR (%)	100.0	S/MH (C90/270)	3.47
RATED VOLTAGE (V)	120	TOTAL FLUX (lm)	15868	η UP, DN (C0-180)	22.4, 27.3
NOMINAL FLUX (lm)	15868.5	CIE CLASS	DIFFUSE	η UP, DN (C180-360)	23.4, 26.8
LAMPS INSIDE	1	η up (%)	45.8	CIBSE SHR NOM	2.00
TEST VOLTAGE (V)	120	η down (%)	54.2	CIBSE SHR MAX	0.00



PACKAGE



Notice For User

- Please turn off power before install or change assembly parts.
- The input voltage and lamps should be matched, after connecting the power line, please make sure the wiring section is insulated.
- Make sure to remove or bypass the ballast in the fixtures before install the lamps.
- Suitable for damp locations. Do not use with dimmers.
- Suitable for use in enclosed luminaires, min. lamp compartment dimensions: 440*260*260MM.
- No-professionals, must not install and disassemble the lamps.

