


DATA SHEET: LED TROFFER LAY-IN SERIES Aluminum

The PATRIOT LED TROFFER is typically used to replace 2x2 and 2x4 fluorescent troffers. The troffer is designed to lay-in drop ceilings in offices, schools, showrooms, airports, retail locations, and healthcare facilities.

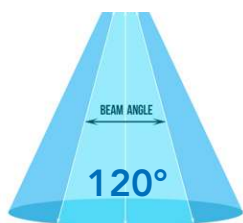
Our LED TROFFER LAYING SERIES are backed with our industry-leading 100,000-hour rated lamp life and 10-year warranty. See Ordering Model table below for our BAA compliant products. Contact us for pricing or more information.

PRODUCT FEATURES

- Easy to install under five minutes.
- External UL Listed Class-2 Constant Current Driver.
- Minimize labor and recycling costs.
- Multiple mounting options.
- 0-10V Dimming.
- Suitable for damp locations.
- Rated Life: 100,000 hrs.
- Limited Warranty: 5 year (10 year optional)

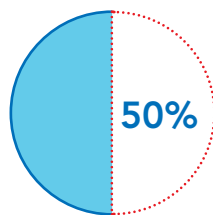


BEAM ANGLE



Patriot LED Light Distribution

CAN DECREASE ENERGY USAGE BY



vs. Similar Fluorescent Lamps

WARRANTY



Our Industry-Leading 10-Year Limited Warranty Guarantees Unsurpassed Quality

TECHNICAL DATA

- CCT: 3500K, 4000K, 5000K
- Color Rendering Index (CRI): >80
- Operation Temperature: -30°C to 40°C
- Lumen efficiency: 130LPW
- Universal voltage: 120V-277V applications
- Input Frequency: 50/60Hz
- High power factor: .90
- LED: SMD 2835 chips
- Housing: Aluminum

ORDERING MODEL

PATRIOT TUBE	LENGTH	DIMMABLE	WATTAGE	CCT
PTL	2x2 2x4	D	25W 36W 50W	3500K 4000K 5000K
Product Code: example				
PT L-2x2D -25W -3500K				



DATA SHEET: LED TROFFER LAY-IN SERIES

Aluminum


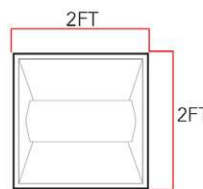
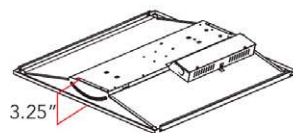
PRODUCT SPECIFICATION

Product No.	BAA/TAA Option*	Length (FT)	Input Voltage	Color Temp (K)	Rated Lumens	Rated Efficacy	CRI	Beam Angle	Rated Life (Hours)	Operating Temp. (°F)	Power Factor
25W PATRIOT LED TROFFER LAY-IN											
PTL-2X2-25W CDS	Yes	2'x2'	120V -277V, 50/60 Hz	3500K/ 4000K/5000K	3250	>130	>80	120°	100,000	-30°C to 40°C	>.90
36W PATRIOT LED TROFFER LAY-IN											
PTL-2X2-36W CDS	Yes	2'x2'	120V -277V, 50/60 Hz	3500K/ 4000K/5000K	4680	>130	>80	120°	100,000	-30°C to 40°C	>.90
PTL-2X4-36W CDS	Yes	2'x4'	120V -277V, 50/60 Hz	3500K/ 4000K/5000K	4680	>130	>80	120°	100,000	-30°C to 40°C	>.90
50W PATRIOT LED TROFFER LAY-IN											
PTL-2X4-50W CDS	Yes	2'x4'	120V -277V, 50/60 Hz	3500K/ 4000K/5000K	6500	>130	>80	120°	100,000	-30°C to 40°C	>.90

PHYSICAL DATA

Product No.	Housing	Dimmable	Certification	Material Usage	Environment	Packing/carton
PTL-2X2-25W CDS	Aluminium	Yes	DLC® Qualified, UL Classified, NSF	RoHS Compliant; no mercury	Dry & Damp	1
PTL-2X2-36W CDS	Aluminium	Yes	DLC® Qualified, UL Classified, NSF	RoHS Compliant; no mercury	Dry & Damp	1
PTL-2X4-36W CDS	Aluminium	Yes	DLC® Qualified, UL Classified, NSF	RoHS Compliant; no mercury	Dry & Damp	2
PTL-2X2-50W CDS	Aluminium	Yes	DLC® Qualified, UL Classified, NSF	RoHS Compliant; no mercury	Dry & Damp	2

DIMENSIONS



INSTALLATION

Retrofit Procedure:

1. Turn OFF power to the fixture at the breaker panel before installation.
2. Open the diffuser from the light fixture.
3. Remove the fluorescent tubes and dispose of these properly as they may contain mercury.
4. Remove the ballast cover and disconnect host fixture ballast from main.
5. Remove the fixture (A).
6. Locate the driver and connect AC wires and dimming wires (B).
7. Lay-in troffer into the ceiling (C).
8. Switch ON power to the fixture at the breaker panel

