

# DATA SHEET: Patriot LED Wall Pack (Rated IP65 - Outdoor Light)

The PATRIOT LED WALL PACK lights are durable and dependable outdoor lights. Ideally the perfect choice for enhancing building exteriors or used as perimeter lighting to enhance heightened security.

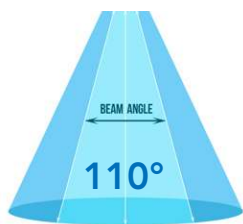
Our LED WALL PACK are backed with our industry-leading 50,000-hour rated lamp life and 10-year warranty. See Ordering Model table below for our BAA compliant products. Contact us for pricing or more information.

### PRODUCT BENEFITS

- Stainless steel clips.
- Optional 100% DR lens additive for impact resistance.
- Built-in Constant Current LED Driver with High Efficient LED Module.
- Suitable for surface mount.
- Suitable for damp, wet, or dry environments.
- Rated IP65.
- Minimize labor and recycling costs.
- Excellent light distribution and uniformity.
- LED: SMT 2835.
- Limited Warranty: 5year (10yrs optional).

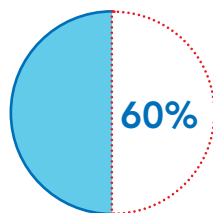


### BEAM ANGLE



Patriot LED Light Distribution

### CAN DECREASE ENERGY USAGE BY



vs. Similar Fluorescent Lamps

### WARRANTY



Our Industry-Leading 10-Year Limited Warranty Guarantees Unsurpassed Quality

### TECHNICAL DATA

- CCT: 3500K, 4000K, 5000K, 5700K
- Beam Angle: 110° degrees
- Color Rendering Index (CRI): >80
- Operation Temperature: -20°C to 45°C
- Efficiency with ballast: 100LPW
- Universal voltage: 120V-277V applications
- Input Frequency: 50/60Hz
- High power factor: ≥.90

### ORDERING MODEL

PATRIOT TUBE	TUBE TYPE	WATTAGE	CCT
PT	WP	60W	3500K
		80W	4000K
		100W	5000K
		120W	5700K
Product Code: example			
PT-WP-60W-3500K			





# DATA SHEET: Patriot LED Wall Pack

## PRODUCT SPECIFICATION

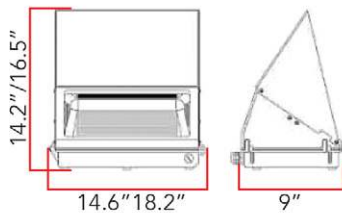
Product No.	BAA/TAA Option*	Wattage	Input Voltage	Color Temp (K)	Rated Lumens	Rated Efficacy	CRI	Beam Angle	Rated Life (Hours)	Operating Temp. (°F)	Power Factor
<b>PATRIOT LED Slim Wall Pack</b>											
PT-SWP30W27V50KD	Yes	30	120-277V	3500K/4000K/ 5000K	3900	>100	>80	110°	50,000	-20°C to 45 °C	≥.90
<b>PATRIOT LED WALL PACK</b>											
PT-WP30W27V50KD	Yes	30	120-277V	3500K/4000K/ 5000K	3900	>100	>80	110°	50,000	-20°C to 45 °C	≥.90
PT-WP45W27V50KD	Yes	45	120-277V	3500K/4000K/ 5000K	5850	>100	>80	110°	50,000	-20°C to 45 °C	≥.90
PT-WP70W27V50KD	Yes	70	120-277V	4000K/5000K/5700K	9100	>100	>80	110°	50,000	-20°C to 45 °C	≥.90
PT-WP90W27V50KD	Yes	90	120-277V	4000K/5000K/5700K	11700	>100	>80	110°	50,000	-20°C to 45 °C	≥.90
PT-WP135W27V50KD	Yes	135	120-277V	4000K/5000K/5700K	17550	>100	>80	110°	50,000	-20°C to 45 °C	≥.90
<b>PATRIOT LED Full Cutoff Wall Pack</b>											
PT-WPI40W27V50KDP1-T3	Yes	40	120-277V	4000K/5000K/5700K	5200	>100	>80	110°	50,000	-20°C to 45 °C	≥.90
PT-WPI40W27V50KD-T3	Yes	40	120-277V	4000K/5000K/5700K	5200	>100	>80	110°	50,000	-20°C to 45 °C	≥.90
PT-WPI70W27V50KD	Yes	70	120-277V	4000K/5000K/5700K	9100	>100	>80	110°	50,000	-20°C to 45 °C	≥.90
PT-WPI90W27V50KD	Yes	90	120-277V	4000K/5000K/5700K	11700	>100	>80	110°	50,000	-20°C to 45 °C	≥.90
<b>PATRIOT LED Classic Full Cutoff Wall Pack</b>											
PT-WPF45W27V50KD-T3	Yes	45	120-277V	4000K/5000K/5700K	5850	>100	>80	110°	50,000	-20°C to 45 °C	≥.90
PT-WPF70W27V50KD-T3	Yes	70	120-277V	4000K/5000K/5700K	9100	>100	>80	110°	50,000	-20°C to 45 °C	≥.90
PT-WPF90W27V50KD-T3	Yes	90	120-277V	4000K/5000K/5700K	11700	>100	>80	110°	50,000	-20°C to 45 °C	≥.90
PT-WPF135W27V50KD-T3	Yes	135	120-277V	4000K/5000K/5700K	17550	>100	>80	110°	50,000	-20°C to 45 °C	≥.90

## PHYSICAL DATA

Product No.	Material Usage	Description	Certification	Packing/carton
PT-SWP30W27V50KD	RoHS Compliant; no mercury	Type3 Dark bronze, no photocell	DLC V4.2, UL, cUL and Lighting Facts	1
PT-WP30W27V50KD	RoHS Compliant; no mercury	Dark bronze Clear lens	DLC V4.2, UL, cUL and Lighting Facts	1
PT-WP45W27V50KD	RoHS Compliant; no mercury	Dark bronze Clear lens	DLC V4.2, UL, cUL and Lighting Facts	1
PT-WP70W27V50KD	RoHS Compliant; no mercury	Dark bronze Clear lens	DLC V4.2, UL, cUL and Lighting Facts	1
PT-WP90W27V50KD	RoHS Compliant; no mercury	Dark bronze Clear lens	DLC V4.2, UL, cUL and Lighting Facts	1
PT-WP135W27V50KD	RoHS Compliant; no mercury	Dark bronze Clear lens	DLC V4.2, UL, cUL and Lighting Facts	1
PT-WPI40W27V50KDP1-T3	RoHS Compliant; no mercury	Type3 Dark bronze, no photocell	DLC V4.2, UL, cUL and Lighting Facts	1
PT-WPI40W27V50KD-T3	RoHS Compliant; no mercury	Type3 Dark bronze, no photocell	DLC V4.2, UL, cUL and Lighting Facts	1
PT-WPI70W27V50KD	RoHS Compliant; no mercury	Photocell 5000K Type3 Dark bronze	DLC V4.2, UL, cUL and Lighting Facts	1
PT-WPI90W27V50KD	RoHS Compliant; no mercury	Type3 Dark bronze	DLC V4.2, UL, cUL and Lighting Facts	1
PT-WPF45W27V50KD-T3	RoHS Compliant; no mercury	Dark bronze type3	DLC V4.2, UL, cUL and Lighting Facts	1
PT-WPF70W27V50KD-T3	RoHS Compliant; no mercury	Dark bronze type3	DLC V4.2, UL, cUL and Lighting Facts	1
PT-WPF90W27V50KD-T3	RoHS Compliant; no mercury	Dark bronze type3	DLC V4.2, UL, cUL and Lighting Facts	1
PT-WPF135W27V50KD-T3	RoHS Compliant; no mercury	Dark bronze type3	DLC V4.2, UL, cUL and Lighting Facts	1

# DATA SHEET: Patriot LED Wall Pack

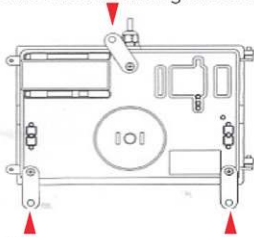
## DIMENSIONS



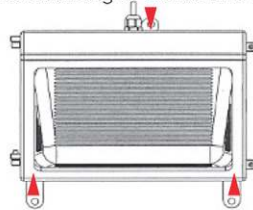
## MOUNTING OPTIONS

### OPTION 1:

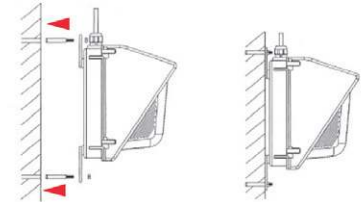
1. Rotate the three mounting kits to the proper angle.



2. Put the fixture against the wall and make the marks according to the kit. Drill holes.

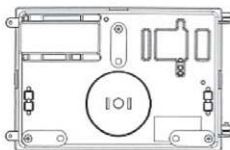


3. Insert the wall anchors into the drilled holes and line the fixture to the wall and screw in secure.

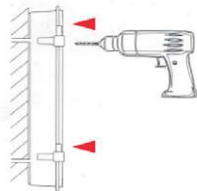


### OPTION 2:

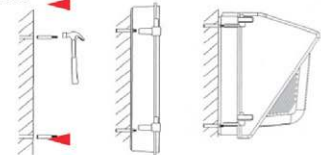
1. Take apart the PC cover and fixture housing.



2. Put the fixture on the wall and drill three holes.



3. Get expansion screws into the holes, match the fixture to the bolts and screw into the wall. Assemble the PC cover and fixture housing back together.



Axis LED Group: 2953 N Honore St. Chicago, IL 60657

Phone: 240.510.5712 Web: [www.patriotledtubes.com](http://www.patriotledtubes.com) Web: [alg-usa.com](http://alg-usa.com)